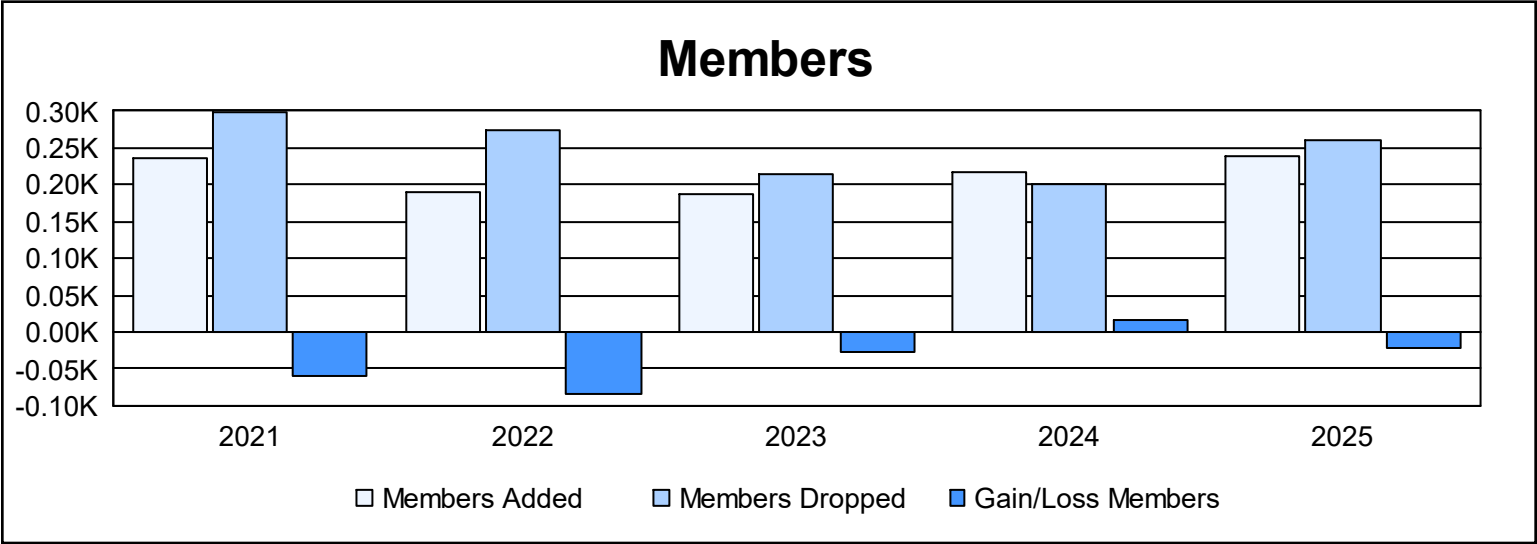
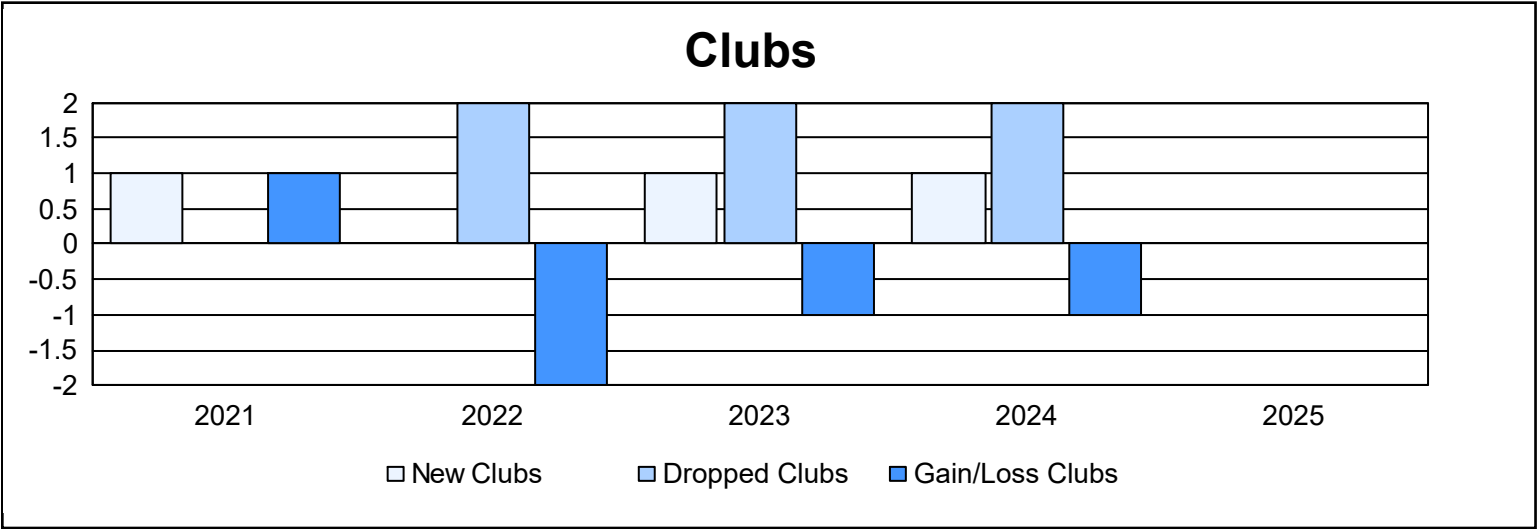
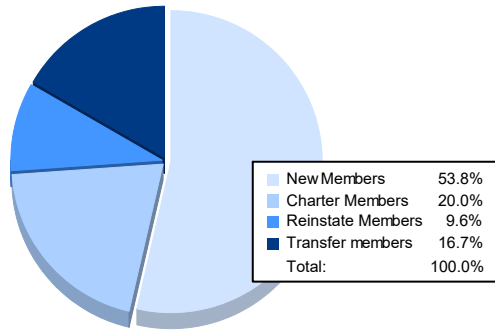


| Year | New Clubs | Dropped Clubs | Gain/ Loss Clubs | New Members | Charter Members | Reinstate Members | Transfer Members | Total Member Added | Total Members Dropped | Gain/ Loss Members |
|-----------|-----------|---------------|------------------|-------------|-----------------|-------------------|------------------|--------------------|-----------------------|--------------------|
| 2020-2021 | 1 | 0 | 1 | 143 | 52 | 32 | 10 | 237 | 298 | -61 |
| 2021-2022 | 0 | 2 | -2 | 138 | 5 | 28 | 18 | 189 | 273 | -84 |
| 2022-2023 | 1 | 2 | -1 | 138 | 25 | 14 | 11 | 188 | 214 | -26 |
| 2023-2024 | 1 | 2 | -1 | 153 | 23 | 28 | 13 | 217 | 200 | 17 |
| 2024-2025 | | | | 129 | 48 | 23 | 40 | 240 | 261 | -21 |
| Average | 1 | 2 | -1 | 140 | 31 | 25 | 18 | 214 | 249 | -35 |



Membership Composition June 2025 Cumulative



Gender Composition June 2025 Cumulative

